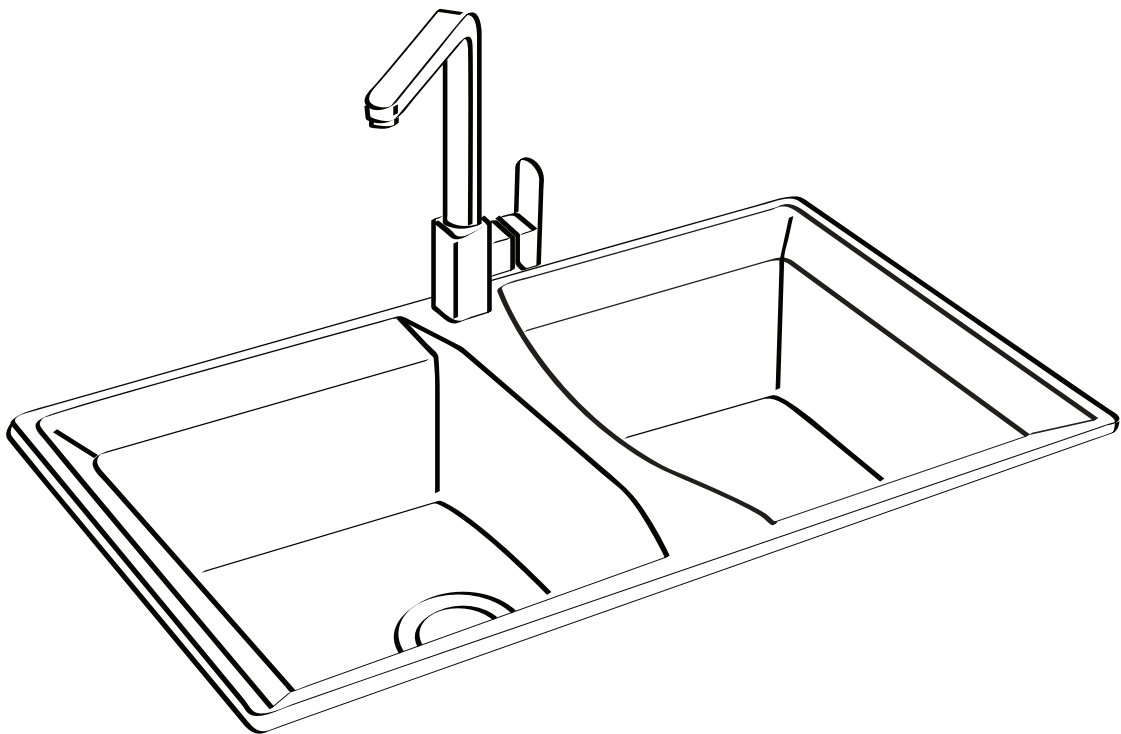


TORA[®]

The Innovation Of Sink



12
YEARS
WARRANTY

SUS
304
Stainless Steel

INTRODUCTION

TORA incorporates with sophisticated bathroom and kitchen design since 1998. We have more than 3,000 Bathroom and Kitchen Accessories under our company. We provide world-class high standard products for our customers with excellent high quality products that are durable and long lasting lifespan usage.

TORA series are manufactured and recognized by worldwide quality control standard using the latest state of art technology, tested and inspected to ensure every TORA product to have the finest and long lasting performance. In order to deliver the best quality products, TORA has always keeping up with emerging trends to diverse customers' needs and wants. We constantly research and produce innovative and stylish products using latest technology and machinery. TORA also ensures product usability and functionality at a reasonable and affordable price.

TORA strives to ensure customers achieve highest level of satisfaction with our services as well. We would hope that anyone could afford to have quality products at home, enjoying the best feeling at home. To ensure this, we have developed various teams that are dedicated to serve and accommodate customers' needs and wants.

Quality Assured

Every stainless steel parts of our products are manufactured using the medical grade 304 stainless steel which are lead free without rust and the nickel content followed strictly to the international standard.

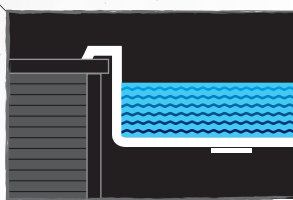
Visit our official web www.tora.com.my for further informations.




INSTALLATION TYPE



Top-Mount



Flush-Mount



Under-Mount



HOW TO INSTALL A SINK?

Whether you are installing a kitchen sink in a new kitchen or replacing an existing sink, consider these common problems – and their solutions – before you begin.

Stainless steel sinks are usually top-mounted (also known as self-rimming, over-mount or drop-in), which is essential if you are installing the sink in a laminate countertop. The rim or lip of the sink covers the edge of the laminate and keeps water from de-laminating the surface. Stainless steel sinks can be mounted below the countertop (also called under-mounted or sub-mounted) but only if the countertop is made of solid surface or natural stone.

Granite sinks have a porcelain coating, usually over cast iron. While the surface is very hard and resistant to heat and staining, porcelain sinks are heavy and should be top-mounted in a sturdy countertop that can hold the weight.

Composite sinks are engineered to look like stone and are typically fabricated directly into a countertop made of the same material – called a flush-mount. Since the sink is integral with the top, no sink installation is required, but related issues, such as the adequate space in the cabinet below and the number, size and location of holes for faucets and accessories must still be coordinated as with any sink installation.

Solid-surface sinks are similar to composite sinks and are flush-mounted in a countertop made of the same material. The seam between the sink and the top is filled and sanded smooth so it is almost invisible.

TIPS:

When installing a sink and faucet assembly, save time by installing the faucet, supply lines and other accessories BEFORE you set and attach the sink to the countertop. It is easier and faster.



**IN MALAYSIA SINCE 1998,
OVER 18 YEARS OF EXPERIENCE
IN MALAYSIA MARKET.**

Quality has been the tradition at TORA. We assure that our products conform to the specifications of relevant world class standards. Our complete range of products is tested on various parameters such as finishing, durability, maintenance and other conditions. Prior to delivery, we also conduct individual inspection of every batch to ensure that they comply with clients specifications.

**DEVELOPED OVER
100 DESIGNS**

Our complete range of products are based on latest research on markets, trends and technology. This allows us to constantly produce improvement on products, such as designs, durability, technology and many other segment of our products follows a continuous improvement flow.



**OVER 100,000 SINKS
CURRENTLY BEING
USED IN MALAYSIA.**

TORA has been a trusted brand for many years, providing you with quality products at great value. Our range of kitchen sink and sink accessories are all aimed to create feelings of well-being while using in daily life. We know that people trust those who put their needs first, so we aim to place customer's importance first. With this understanding, we aim to create great kitchen sink that everyone love.



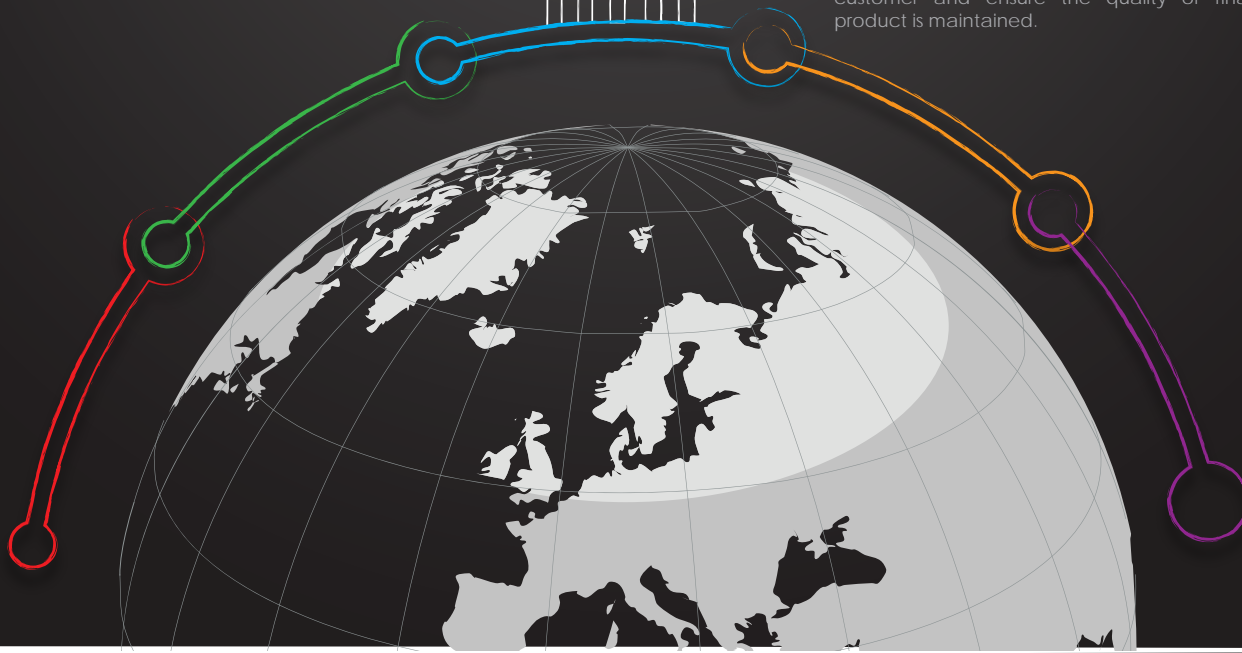
WARRANTY 12 YEARS

TORA sinks have been manufactured under the highest standards of quality and workmanship. To provide maximum assurance and satisfaction to our customer, warranty for the products from any defects up to a period of twelve(12) years from the date of purchase I given to all TORA customers. This is a proof of confidence of the trust and faith we have on our product that can satisfy for our customer for a long period of time.



**ONLY USES BEST QUALITY
SUS304 STAINLESS STEEL &
MEETING STANDARDS
OF QUALITY.**

We use the best of quality SUS304 stainless steel, stainless steel that does not meet the minimal requirements are discarded as it is important for us to deliver what is promised to customer and ensure the quality of final product is maintained.





HOME



OFFICE



RESTAURANT



SCHOOL



HOSPITAL



FACTORY

CONTENS

01 - 05	I-SINK
06 - 12	GRANITE
13 - 25	DESIGNER
26 - 31	R10°
32 - 34	LUNA
35 - 57	CLASSIC
58 - 60	LAUNDRY + MOPS
61	ACCESSORIES



where the **LIVELY**
CYCLE BEGINS

01

I-SINK SERIES



"SMARTER & ORGANISED WITH INTELLIGENT SERIES"

TORA I-SINK, also known as the "Intelligent-Sink" allows you to perform and prepare all your cooking activities around the sink.

I-SINK's feature & design:

- Chopping Board – Well sized board for extra comfort
- Food Tray – Allows chopped material to be well kept and organised instantly
- Knife Holder – Ease of access & well organised
- Compost System – Ease of waste management
- Silencer Pad – Reduction in noise of water outflow
- Moisture Proof Coating – Prevent mold growth
- SUS304 Stainless Steel – Heat, scratch and corrosion resistant


I-Sink Series is the solution to the modern and well organised lifestyle by equipping yourself with all the features above, multi-tasking in kitchen will be hassle free.

I-Sink comes with both Single and Double Bowl Stainless Steel Kitchen Sink and designed to fit into many types of spacing around your kitchen.

~THE SINK THAT THINKS FOR YOU~



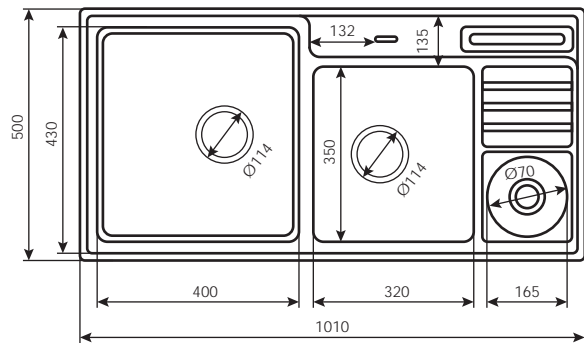
I-SINK FEATURES



stay organized
easy access
easy composting
surpress noise and vibration
more space to chop food
mold growth prevention
within 12 years exclusive warranty
great resistance to heats, scratches and corrosion



TR-KS-DB-00076-SATIN / DB233 (81725)
SUS 304 Stainless Steel Sink (top mount / under mount) L1010 x W500 x D230mm
Thickness: 1.0mm



ACCESSORIES INCLUDED





TR-KS-SB-00077-SATIN / SB231 (81100)

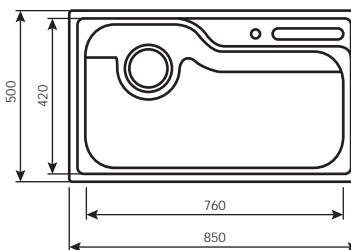
SUS 304 Stainless Steel Sink (top mount / under mount) L850 x W500 x D235mm
Thickness: 1.0mm
one piece



Top Mount



Under Mount



ACCESSORIES INCLUDED

1



2



3



4



TR-KS-DB-04465-SATIN / SB230-S (80750)

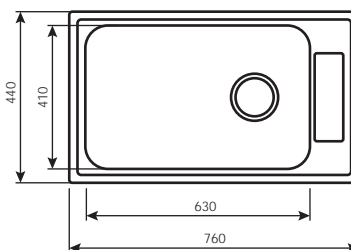
SUS 304 Stainless Steel Sink (top mount / under mount) L760 x W440 x D225mm
Thickness: 1.0mm
one piece



Top Mount



Under Mount



ACCESSORIES INCLUDED

1



2



3





TR-KS-SB-00075-SATIN / F6045 (81100)

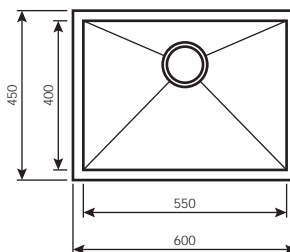
SUS 304 Stainless Steel Sink (flush mount / under mount) L600 x W450 x D230mm
Thickness: 1.2mm



Flush Mount



Under Mount




ACCESSORIES INCLUDED

1



2



3



TR-KS-DB-03929-SATIN / DB9946-S (82200)

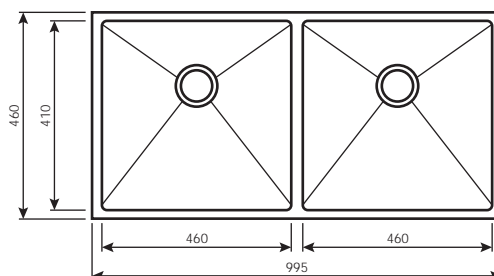
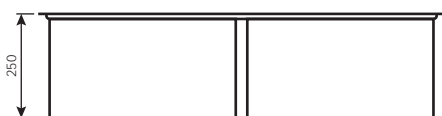
SUS 304 Stainless Steel Sink (top mount / under mount) L995 x W460 x D250mm
Thickness: 1.2mm



Top Mount



Under Mount




ACCESSORIES INCLUDED

1



2



3





" STYLISH, DURABLE &
UNIQUE FEEL OF
MATTE SURFACE "

GRANITETECH Series offers extremely high durability among other series with ultra-durable surface made of mixture of natural stone granules and acrylic resin. It has unmatched resistant to thermal shocks, impacts, high temperatures, stains and scratches. We are currently offering 4 types of designs, the TORA GRANITE TECH collection fits more than just your styles, it fits the way you live. Style up your kitchen beautiful with TORA GRANITETECH.
~ROCKSOLID WITH STYLE~

GRANITE**TECH**

12
years
warranty

HIGH
TEMPERATURE
RESISTANT

PROTECTION
UV
DOES NOT FADE

EXCELLENT
THICKNESS
TO SURPRESS
NOISE AND
VIBRATION

THERMAL
SHOCK
G
STAIN
RESISTANT

On trend
COLOR 'n' SHAPE

GRANITE SERIES



TORA®



TR-KS-DB-00046-SAND / CM3814-SD (81600)


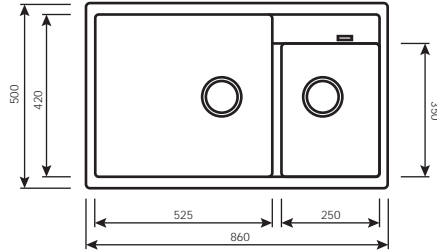
Granitech Kitchen Sink L860 x W500 x D200mm
(top mount / under mount)



Top Mount



Under Mount



TR-KS-DB-00048-GREY / CM3814-GY (81600)

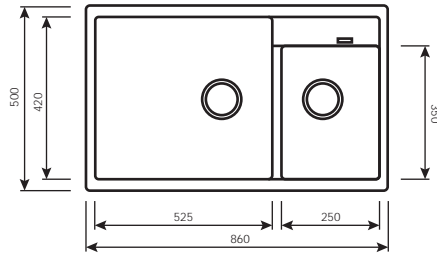

Granitech Kitchen Sink L860 x W500 x D200mm
(top mount / under mount)



Top Mount



Under Mount



TR-KS-DB-00050-BK PEARL / CM3814-BP (81600)

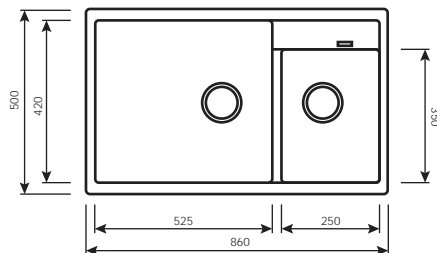
Granitech Kitchen Sink L860 x W500 x D200mm
(top mount / under mount)



Top Mount



Under Mount





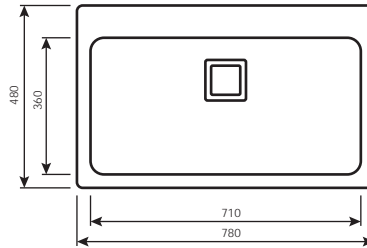
TR-KS-SB-07200-SAND / CM3810-SD (81540)

Granitech Kitchen Sink L780 x W480 x D220mm
(top mount / under mount)



Top Mount

Under Mount




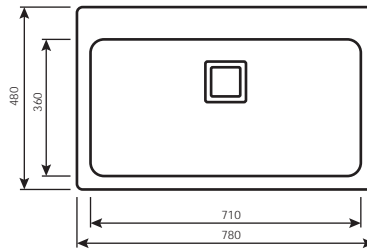

TR-KS-SB-07195-GREY / CM3810-GY (81540)

Granitech Kitchen Sink L780 x W480 x D220mm
(top mount / under mount)



Top Mount

Under Mount



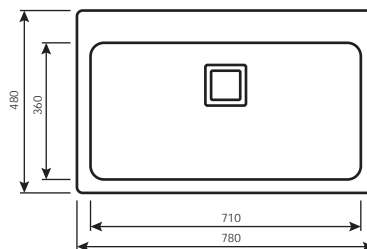
TR-KS-SB-07201-BK PEARL / CM3810-BP (81540)

Granitech Kitchen Sink L780 x W480 x D220mm
(top mount / under mount)



Top Mount

Under Mount



12
years
warranty

On trend
COLOR & SHAPE

THERMAL
SHOCK
RESISTANT

EXCELLENT
THICKNESS
TO SURPRESS
NOISE AND
VIBRATION

PROTECTION
UV
DOES NOT FADE

HIGH
TEMPERATURE
RESISTANT

10

GRANITE SERIES



TR-KS-SB-00019-SAND / CM3811-SD (81100)


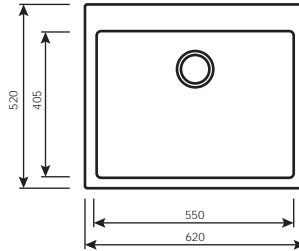
Granitech Kitchen Sink L620 x W520 x D200mm
(top mount / under mount)



Top Mount



Under Mount



TR-KS-SB-00021-GREY / CM3811-GY (81100)

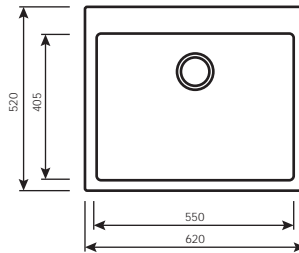

Granitech Kitchen Sink L620 x W520 x D200mm
(top mount / under mount)



Top Mount



Under Mount



TR-KS-SB-00023-BK PEARL / CM3811-BP (81100)

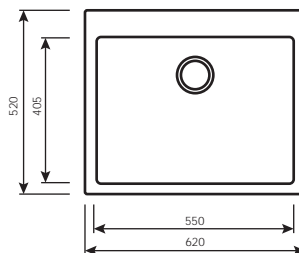
Granitech Kitchen Sink L620 x W520 x D200mm
(top mount / under mount)



Top Mount



Under Mount





TR-KS-NH-00028-SAND / CM3812-SD (81400)


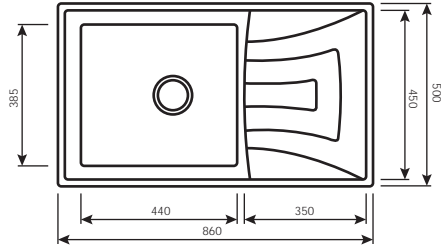
Granitech Kitchen Sink L860 x W500 x D200mm
(top mount / under mount)



Top Mount



Under Mount



TR-KS-NH-00030-GREY / CM3812-GY (81400)

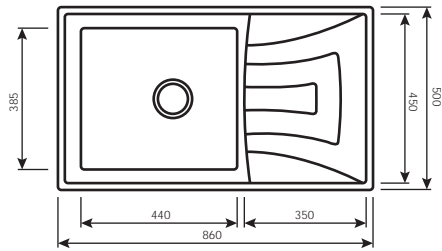

Granitech Kitchen Sink L860 x W500 x D200mm
(top mount / under mount)



Top Mount



Under Mount



TR-KS-SB-00032-BK PEARL / CM3812-BP (81400)

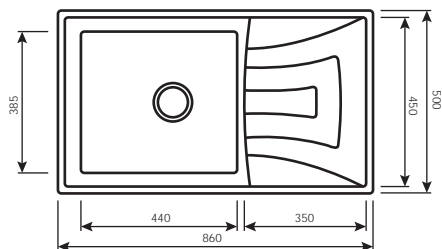
Granitech Kitchen Sink L860 x W500 x D200mm
(top mount / under mount)



Top Mount



Under Mount



12
years
warranty

On trend
COLOR & SHAPE

THERMAL
SHOCK
RESISTANT

EXCELLENT
THICKNESS
TO SURPRESS
NOISE AND
VIBRATION

PROTECTION
UV
DOES NOT FADE

HIGH
TEMPERATURE
RESISTANT

12

GRANITE SERIES



TR-KS-DB-00037-SAND / CM3813-SD (81600)


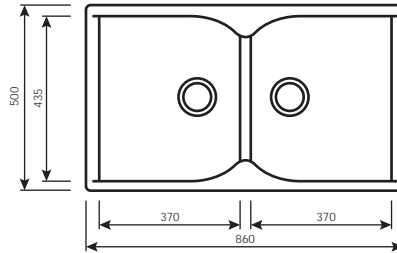
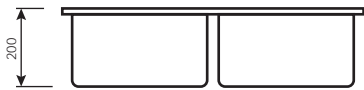
Granitech Kitchen Sink L860 x W500 x D200mm
(top mount / under mount)



Top Mount



Under Mount



TR-KS-DB-00039-GREY / CM3813-GY (81600)

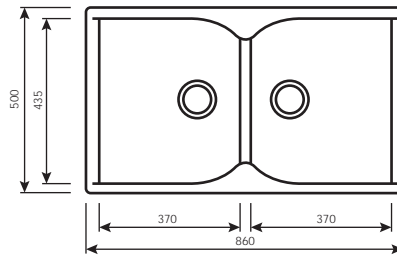
Granitech Kitchen Sink L860 x W500 x D200mm
(top mount / under mount)



Top Mount



Under Mount



TR-KS-DB-00041-BK PEARL / CM3813-BP (81600)

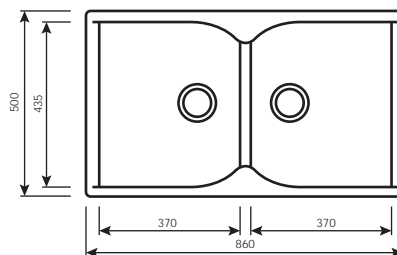
Granitech Kitchen Sink L860 x W500 x D200mm
(top mount / under mount)



Top Mount



Under Mount



" DEFINE YOUR OWN STYLE WITH VARIETIES "

Designers are about styles and varieties, our DESIGNER SERIES products fulfill both. Whether it is the latest trends or innovations our DESIGNER SERIES can find the way to fit into designer's imagination along with latest technology, materials used, and a wide range of designs to select.

~THE CHOICE & FREEDOM IS WITHIN YOUR GRASP~

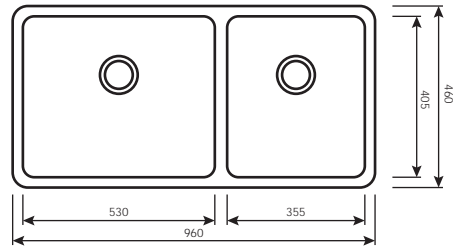






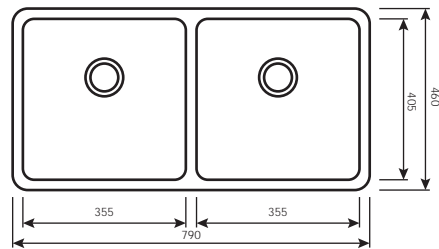
TR-KS-DB-00054-SATIN / DB791 (81700)

SUS 304 Stainless Steel (under mount) one piece L965 x W460 x D229mm Thickness: 1.2mm



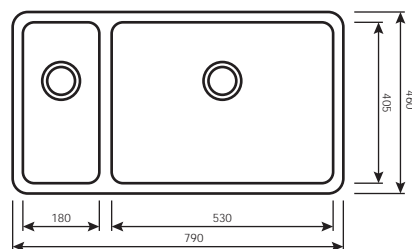
TR-KS-DB-00053-SATIN / DB7346 (81500)

SUS 304 Stainless Steel (top mount / under mount) one piece L790 x W460 x D230mm Thickness: 1.2mm



TR-KS-DB-00055-SATIN / DB790 (81200)

SUS 304 Stainless Steel (under mount) one piece L790 x W460 x D230mm Thickness: 1.2mm



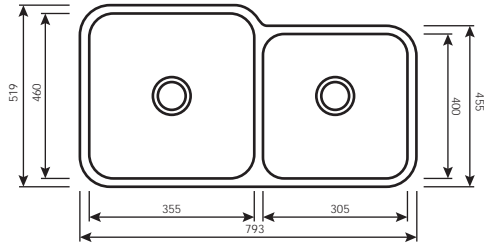
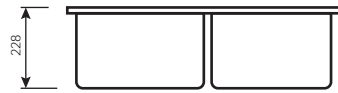


TR-KS-DB-00056-SATIN / DB792

(81600)

SUS 304 Stainless Steel
(under mount)
one piece

L793 x W519 x D228mm
Thickness: 1.2mm

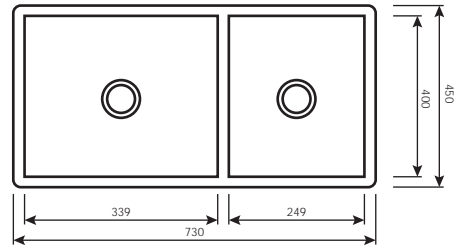



TR-KS-DB-00069-SATIN / F7345

(82500)

SUS 304 Stainless Steel
(flush mount / under mount)

L730 x W450 x D280mm
Thickness: 1.2mm

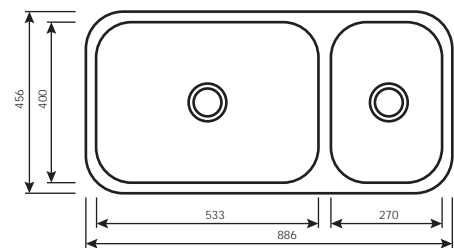


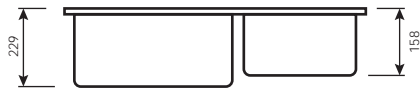
TR-KS-DB-09383-SATIN

(80850)

SUS 304 Stainless Steel
(flush mount / under mount)
one piece

L886 x W456 x D220/200mm
Thickness: 1.0mm

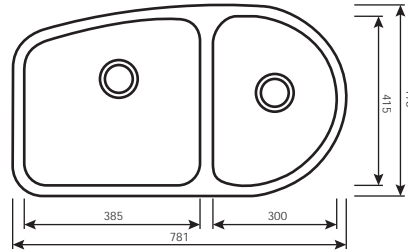




TR-KS-DB-00099-SATIN / DB778

(81200)

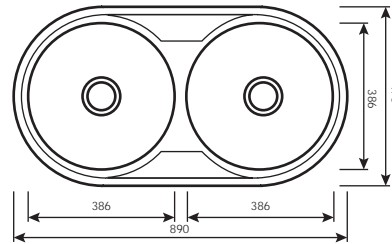
SUS 304 Stainless Steel L781 X W476 X D254 / 158mm
(top mount / under mount) Thickness: 1.2mm



TR-KS-DB-00100-SATIN / DB780

(80590)

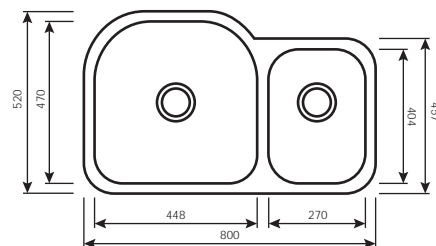
SUS 304 Stainless Steel L890 x W475 x D178mm
(top mount) Thickness: 1.0mm



TR-KS-DB-00098-SATIN / DB805

(80850)

SUS 304 Stainless Steel L800 x W520 x D229mm
(flush mount / under mount) one piece Thickness: 1.2mm





TR-KS-DB-09384-SATIN

(81700)

SUS 304 Stainless Steel
(flush mount / under mount)
one piece

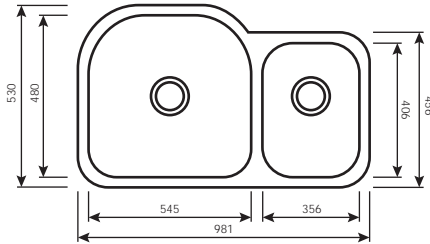
L981 x W530 x D229mm
Thickness: 1.0mm



Flush Mount



Under Mount



TR-KS-NH-00072-SATIN / NH5110

(81400)

SUS 304 Stainless Steel
(top mount / under mount)

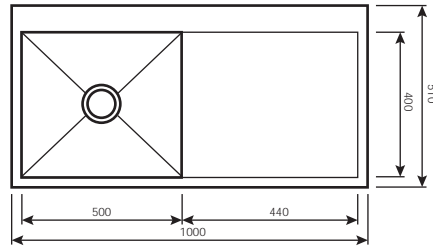
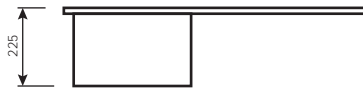
L1000 x W500 x D225mm
Thickness: 1.2mm



Top Mount



Under Mount



TR-KS-NH-00073-SATIN / F4580

(81400)

SUS 304 Stainless Steel
(top mount / under mount)

L800 x W450 x L230mm
Thickness: 1.2mm

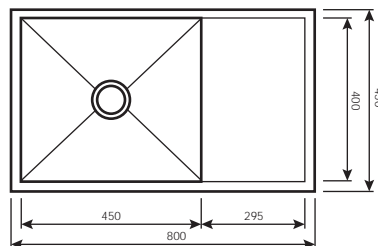



Top Mount



Under Mount

ACCESSORIES INCLUDED

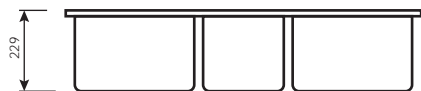
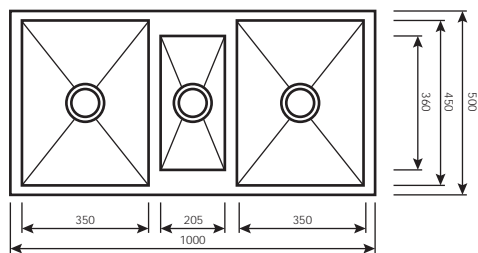




TR-KS-TB-00070-SATIN / TB1050

(81800)

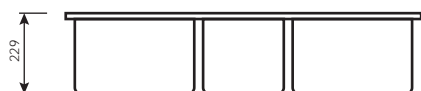
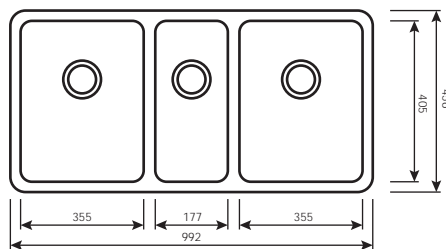
SUS 304 Stainless Steel (flush mount / under mount) L1000 x W500 x D250mm Thickness: 1.2mm



TR-KS-TB-00057-SATIN / TB656-S

(81600)

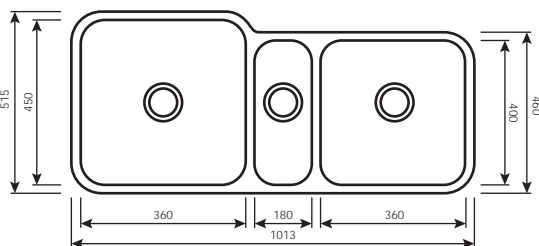
SUS 304 Stainless Steel (top mount / under mount) L992 x W456 x D229mm one piece Thickness: 1.2mm



TR-KS-TB-00058-SATIN / TB794-S

(81700)

SUS 304 Stainless Steel (top mount / under mount) L1013 x W515 x D229mm one piece Thickness: 1.2mm





TR-KS-SB-04644-ST / SB17545 (81750)

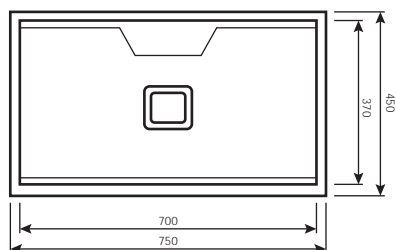
SUS 304 Stainless Steel L750 x W450 x D220mm
(flush mount / under mount) Thickness: 1.2mm



Flush Mount



Under Mount



TR-KS-SB-05453-SATIN (81000)

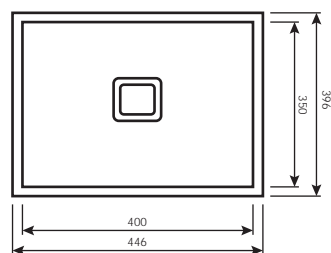
SUS 304 Stainless Steel L446 x W396 x D200mm
(flush mount / under mount) Thickness: 1.0mm



Flush Mount



Under Mount



TR-KS-SB-00067-SATIN / F6546 (81100)

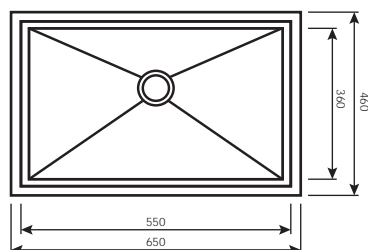
SUS 304 Stainless Steel L650 x W460 x D240mm
(flush mount / under mount) Thickness: 1.0mm



Flush Mount



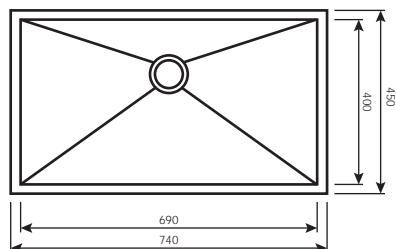
Under Mount





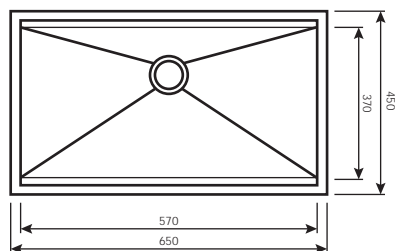
TR-KS-SB-00087-SATIN / SB7445 (81600)

SUS 304 Stainless Steel L740 x W450 x D230mm
(flush mount / under mount) Thickness: 1.2mm



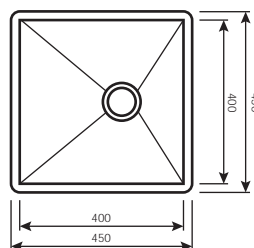
TR-KS-SB-00066-SATIN / F6545 (81100)

SUS 304 Stainless Steel L650 x W450 x D230mm
(flush mount / under mount) Thickness: 1.0mm



TR-KS-SB-00064-SATIN / F4545 (81200)

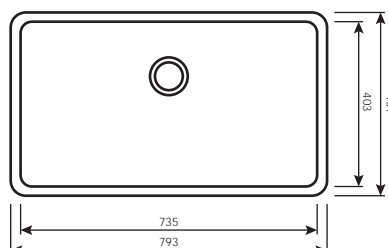

SUS 304 Stainless Steel L450 x W450 x D280mm
(flush mount / under mount) Thickness: 1.2mm





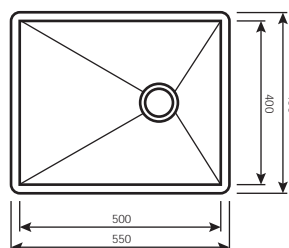

TR-KS-SB-00062-SATIN / SB793 (81300)

SUS 304 Stainless Steel L793 x W461 x D229mm
(top mount / under mount) Thickness: 1.2mm
one piece



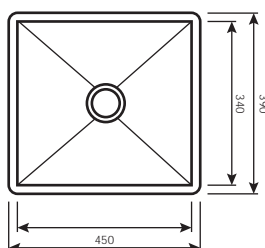
TR-KS-SB-00065-SATIN / F5545 (81600)

SUS 304 Stainless Steel L550 x W450 x D280mm
(flush mount / under mount) Thickness: 1.2mm



TR-KS-SB-00063-SATIN / F4539 (80900)

SUS 304 Stainless Steel L450 x W390 x D280mm
(flush mount / under mount) Thickness: 1.2mm





TR-KS-SB-00059-SATIN / SB585 (80850)

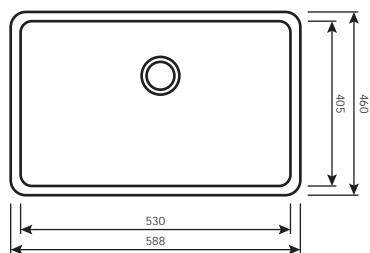
SUS 304 Stainless Steel (top mount / under mount) one piece L588 x W460 x D229mm
Thickness: 1.2mm



Top Mount



Under Mount



TR-KS-SB-00060-SATIN / SB4538 (80700)

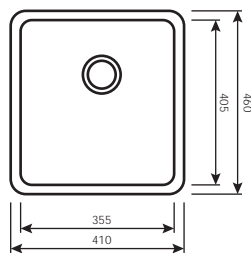
SUS 304 Stainless Steel (top mount / under mount) one piece L410 x W460 x D229mm
Thickness: 1.2mm



Top Mount



Under Mount



TR-KS-SB-00153-SATIN / SB4736 (80450)

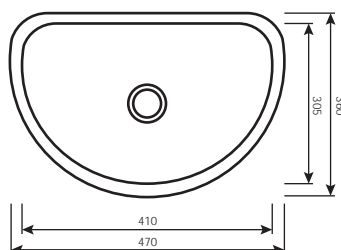
SUS 304 Stainless Steel (under mount) one piece L470 x W360 x D175mm
Thickness: 1.2mm



Top Mount



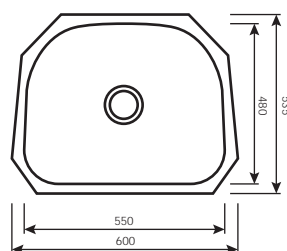
Under Mount





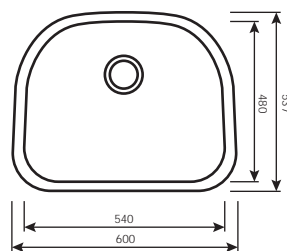
TR-KS-SB-02995-SATIN / SB2321-S (80700)

SUS 304 Stainless Steel (under mount) one piece L600 x W535 x D225mm
Thickness: 1.0mm



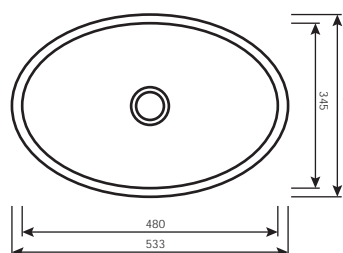
TR-KS-SB-00061-SATIN / SB572 (80700)

SUS 304 Stainless Steel (under mount) one piece L600 x W537 x D230mm
Thickness: 1.2mm



TR-KS-SB-00071-SATIN / SB753 (80500)

SUS 304 Stainless Steel (under mount) one piece L533 x W394 x D178mm
Thickness: 1.2mm





TR-KS-SB-00074-SATIN / SB251 (80500)

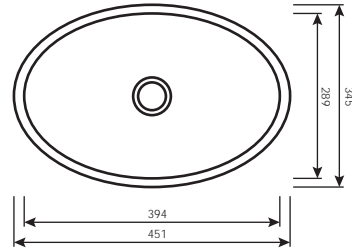
SUS 304 Stainless Steel L451 x W345 x D153mm
(top mount / under mount) Thickness: 1.2mm
one piece



Top Mount



Under Mount



"Limitless, Broad, Boundless, Deep, Infinite"

R10 is specially designed based on our customer's precious feedback of desire to have extra space for their kitchen sink. Flexibility is born within our R10 series as it has larger space without any compromise of the quality of the product.

-WHERE TASK DOES NOT LIMIT YOU-



TR-KS-DB-07269-SATIN / DB8840 (81200)

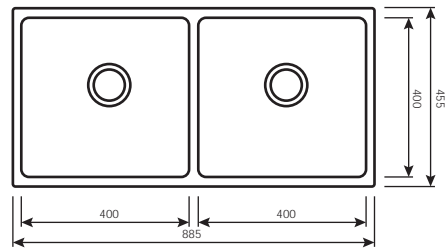
SUS 304 Stainless Steel (flush mount / under mount) one piece
 L885 x W455 x D228mm
 Thickness: 1.2mm



Flush Mount



Under Mount



TR-KS-DB-04525-SATIN / F9750R10 (82500)

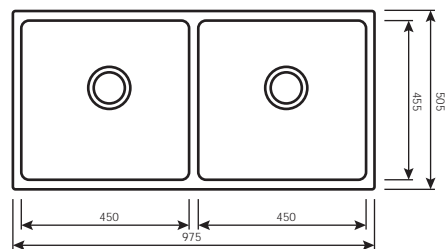
SUS 304 Stainless Steel (flush mount / under mount)
 L975 x W505 x D250mm
 Thickness: 1.2mm



Flush Mount



Under Mount



TR-KS-DB-04524-SATIN / F7245R10 (82500)

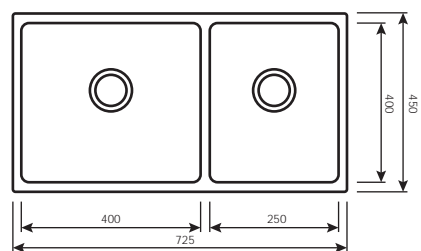
SUS 304 Stainless Steel (flush mount / under mount)
 L725 x W450 x D280mm
 Thickness: 1.2mm



Flush Mount



Under Mount





TR-KS-DB-08057-SATIN / DB9048 (81350)

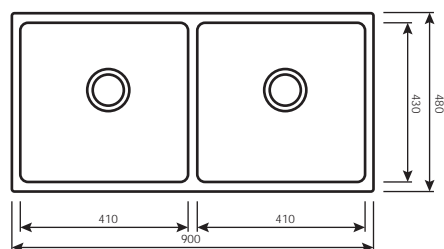
SUS 304 Stainless Steel L900 x W480 x D245mm
 (flush mount / under mount) Thickness: 1.2mm



Flush Mount



Under Mount



TR-KS-DB-05452-SATIN (81800)

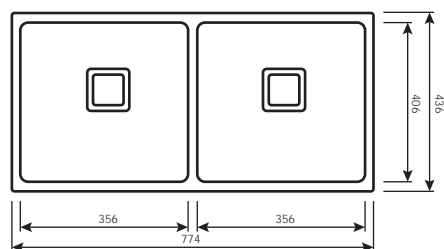
SUS 304 Stainless Steel L774 x W436 x D229mm
 (flush mount / under mount) Thickness: 1.0mm



Flush Mount



Under Mount



TR-KS-DB-09382-SATIN (81500)

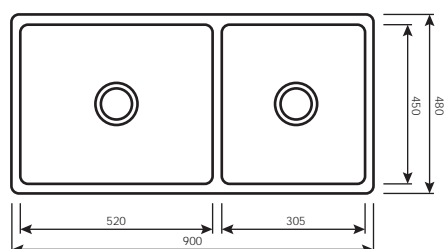
SUS 304 Stainless Steel L900 x W480 x D220mm
 (flush mount / under mount) Thickness: 1.0mm



Flush Mount



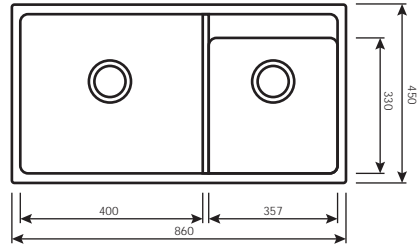
Under Mount





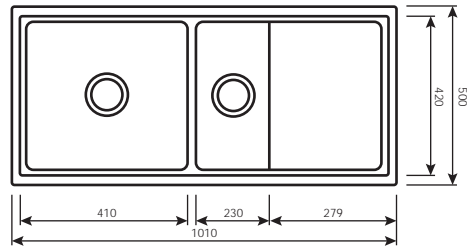
TR-KS-DB-08579-SATIN / DB8645 (81800)

SUS 304 Stainless Steel (top mount / under mount) L860 x W450 x D230mm
Thickness: 1.2mm



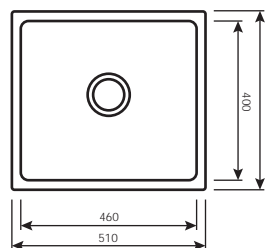
TR-KS-NH-04207-SATIN / F7646-S (82700)

SUS 304 Stainless Steel (top mount / under mount) L1010 x W500 x D230mm
Thickness: 1.2mm



TR-KS-SB-00068-SATIN / F5145 (81100)

SUS 304 Stainless Steel (flush mount / under mount) L 510 x W450 x D220mm
Thickness: 1.0mm



TR-KS-SB-08431-SATIN

(81750)

SUS 304 Stainless Steel
(flush mount / under mount)

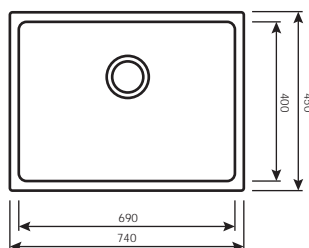
L740 x W450 x D230mm
Thickness: 1.2mm



Flush Mount



Under Mount



TR-KS-SB-08368-SATIN

(81100)

SUS 304 Stainless Steel
(flush mount / under mount)

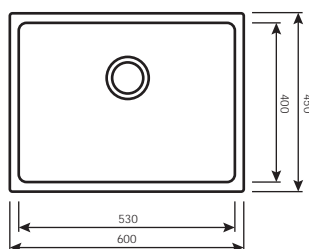
L600 x W450 x D250mm
Thickness: 1.2mm



Flush Mount



Under Mount



TR-KS-SB-04523-SATIN / F5545R10

(81700)

SUS 304 Stainless Steel
(flush mount / under mount)

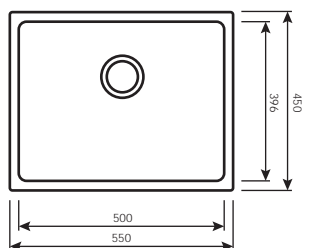
L550 x W450 x D280mm
Thickness: 1.2mm



Flush Mount



Under Mount





TR-KS-SB-04521-SATIN / F4539R10 (81000)

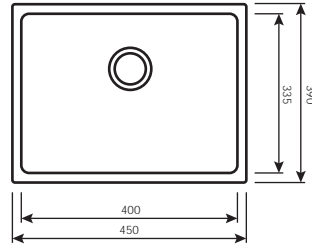
SUS 304 Stainless Steel L450 x W390 x D280mm
(flush mount / under mount) Thickness: 1.2mm



Flush Mount



Under Mount



TR-KS-SB-04522-SATIN / F4545R10 (81300)

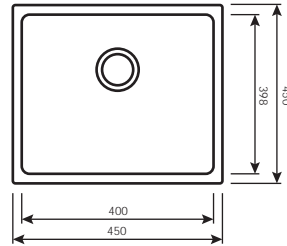
SUS 304 Stainless Steel L450 x W450 x D280mm
(flush mount / under mount) Thickness: 1.2mm



Flush Mount



Under Mount



"FLAWLESS BEAUTY REFLECTION WITHIN YOUR KITCHEN"

LUNA GLASS SERIES are equipped with extreme heat resistant coating of Diamond Grade Tempered Glass. This series' glass are also imbued with anti-scratch along with anti-dust and innovative designs are made available to increase artistic ambient to your kitchen.

~DIFFERENTIATE YOURSELF WITH CLASS AND UNIQUENESS~

- Anti Dust
- Innovative style
- Diamond Grade Tempered Glass
- Scratch of durable
- Heat resistance

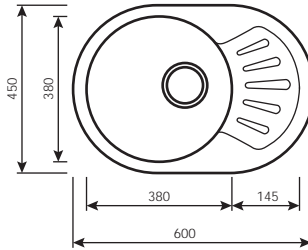




TR-KS-NH-00009-BK / LGS3911-BK
 TR-KS-NH-00012-WW / LGS3911-WW (83300)
 Glass Kitchen Sink (Black / Satin) L600 x W450 x D180mm
 Thickness: 0.9mm



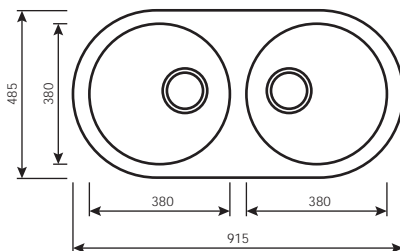
Top Mount



TR-KS-DB-00013-BK / LGS3913-BK
 TR-KS-DB-00016-WW / LGS3913-WW (83800)
 Glass Kitchen Sink (Black / Satin) L915 x W485 x D180mm
 Thickness: 0.9mm



Top Mount

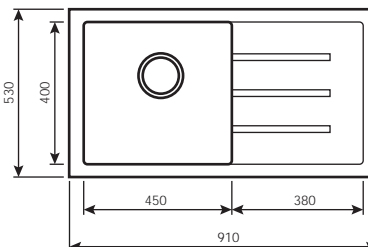




TR-KS-NH-00005-BK / LGS3912-BK
 TR-KS-NH-00008-WW / LGS3912-WW (83300)
 Glass Kitchen Sink (Black / Satin) L910 x W530 x D210mm
 Thickness: 0.9mm



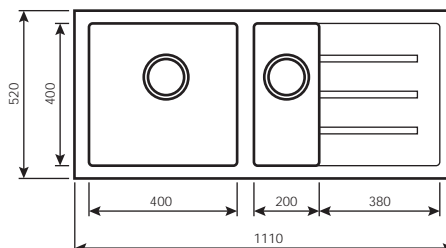
Top Mount



TR-KS-NH-00001-BK / LGS3914-BK
 TR-KS-NH-00004-WW / LGS3914-WW (84800)
 Glass Kitchen Sink (Black / Satin) L1110 x W520 x D210mm
 Thickness: 0.9mm



Top Mount

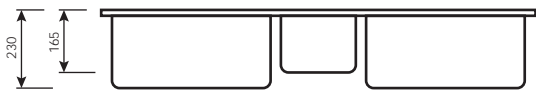


" THE NEEDS FOR EVERY HOUSEHOLD'S KITCHEN"

We believe every individual have a distinctive preferences. In CLASSICAL Series, we provide a huge series of choices, and each sink can also be customise individually to perfectly suit your preference and needs. It is the greatest masterpiece designed specifically for you with care.

~A UNIVERSAL FIT~





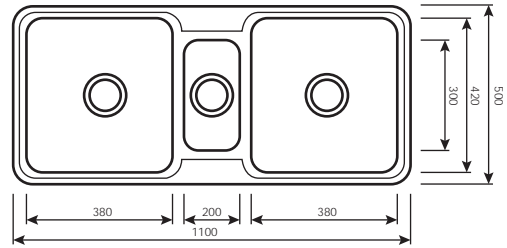
TR-KS-TB-00103-SATIN / TB686 (81000)
 SUS 304 Stainless Steel L1100 x W500 x D230 / 165mm
 (top mount / under mount) Thickness:1.0mm



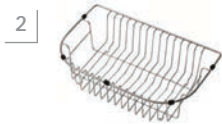
Top Mount



Under Mount



ACCESSORIES INCLUDED



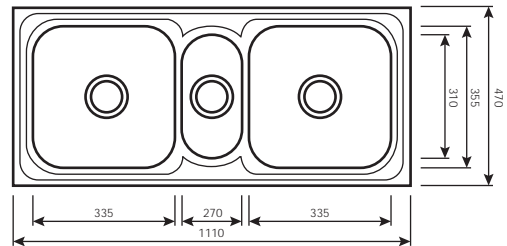
TR-KS-TB-04889-SATIN / TB626-S (80750)
 SUS 304 Stainless Steel L1110 x W470 x D210mm
 (top mount / under mount) Thickness: 0.8mm



Top Mount




Under Mount

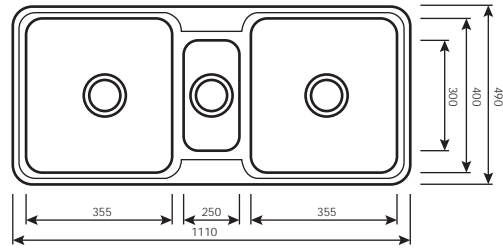


ACCESSORIES INCLUDED





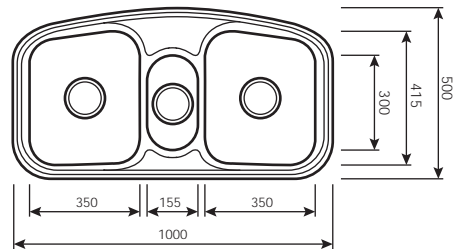
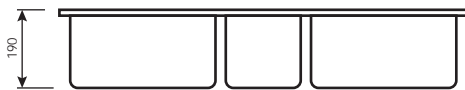
TR-KS-TB-00104-SATIN / TB689-S (80850)
 SUS 304 Stainless Steel L1110 x W490 x D200mm
 (top mount) Thickness: 1.0mm



ACCESSORIES INCLUDED



TR-KS-TB-00106-SATIN / TB691C-S
TR-KS-TB-00107-POLISHED / TB691C-P (80880)
 SUS 304 Stainless Steel L1000 x W500 x D190mm
 (top mount) Thickness: 0.8mm



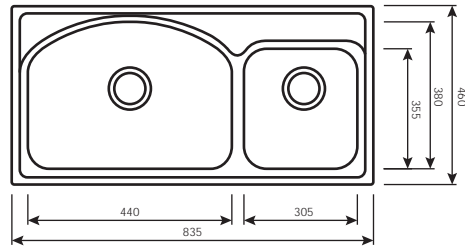
ACCESSORIES INCLUDED





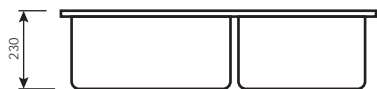
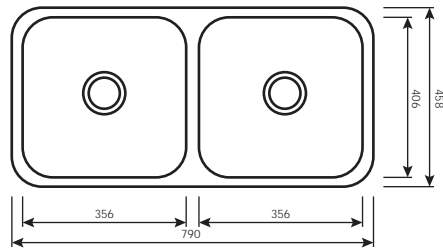
TR-KS-DB-00096-SATIN / DB8346 (80700)

SUS 304 Stainless Steel (top mount / under mount) L835 x W460 x D220mm
Thickness: 0.8mm



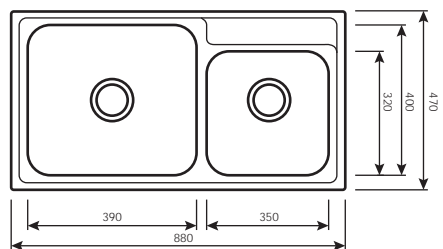
TR-KS-DB-09097-SATIN / DB7946 (80750)

SUS 304 Stainless Steel (top mount) one piece L790 x W458 x D229mm
Thickness: 1.0mm



TR-KS-DB-08947-ST / DB8847 (80850)

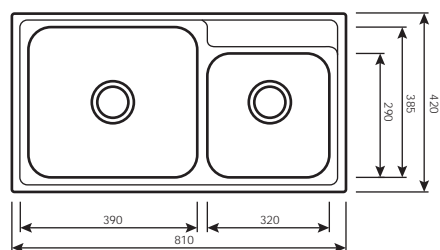
SUS 304 Stainless Steel (top mount / under mount) one piece L880 x W470 x D230mm
Thickness: 0.8mm





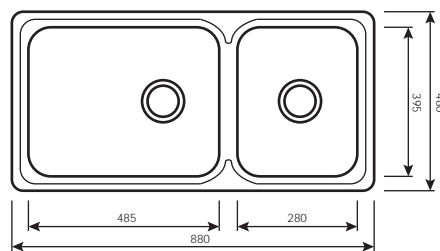
TR-KS-DB-00094-SATIN / DB8142 (80740)

SUS 304 Stainless Steel (top mount / under mount) L810 x W420 x D190mm
Thickness: 0.8mm



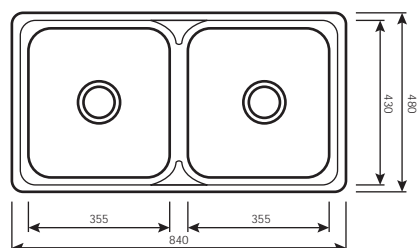
TR-KS-DB-00090-SATIN / DB650-S (80640)

SUS 304 Stainless Steel (top mount) one piece L880 x W480 x D220mm
Thickness: 0.8mm



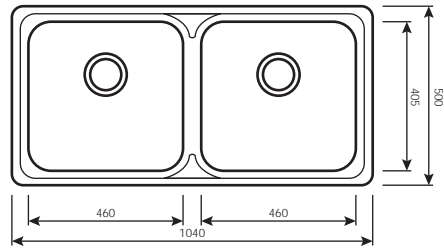
TR-KS-DB-00085-SATIN / DB648S-S (80500)

SUS 304 Stainless Steel (top mount) L840 x W480 x D180mm
Thickness: 0.8mm

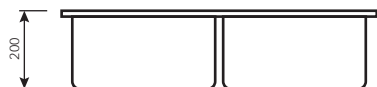
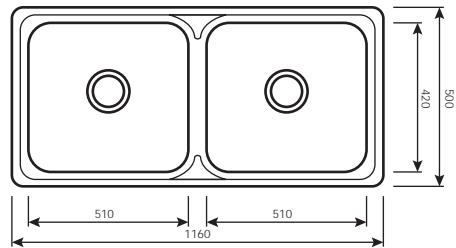




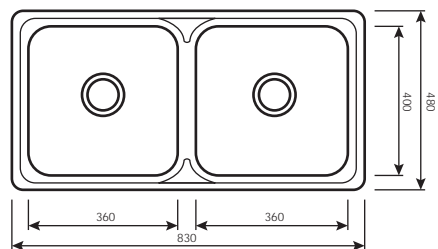
TR-KS-DB-00088-SATIN / DB654-S
TR-KS-DB-00089-POLISHED / DB654-P (80850)
 SUS 304 Stainless Steel L1040 x W500 x D190mm
 (top mount) Thickness: 0.8mm



TR-KS-DB-00078-SATIN / DB652C-S
TR-KS-DB-00079-POLISHED / DB652C-P (81050)
 SUS 304 Stainless Steel L1160 x W500 x L240mm
 (top mount) Thickness: 1.0mm



TR-KS-DB-07174-SATIN / DB618-S
TR-KS-DB-07173-POLISHED / DB618-P (80500)
 SUS 304 Stainless Steel L830 x W480 x D200mm
 (top mount / under mount) Thickness: 0.8mm
 one piece





TR-KS-DB-00083-SATIN / DB651A (80750)

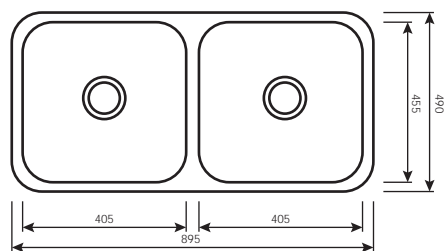
SUS 304 Stainless Steel (flush mount / under mount) one piece L895 X W490 X D200mm
Thickness: 1.2mm



Flush Mount



Under Mount



TR-KS-DB-03159-SATIN / DB847-S (80500)

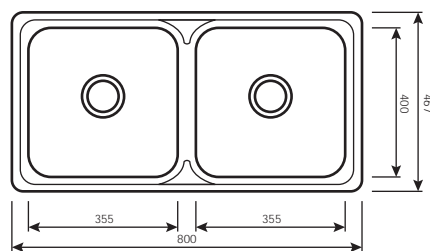
SUS 304 Stainless Steel (top mount / under mount) L800 x W467 x D220mm
Thickness: 0.8mm



Top Mount



Under Mount

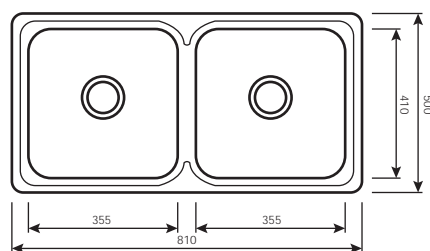


TR-KS-DB-02774-SATIN / DB796-S (80500)

SUS 304 Stainless Steel (top mount) L810 x W500 x D190mm
Thickness: 0.8mm

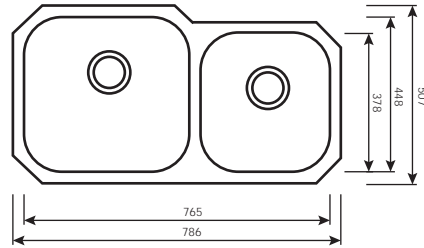


Top Mount

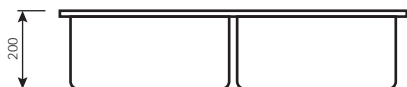
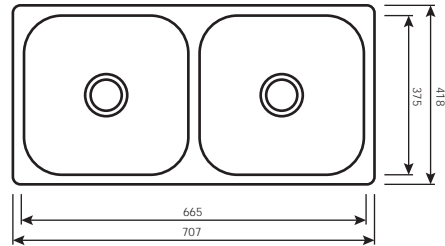




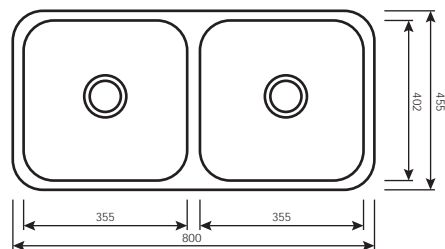
TR-KS-DB-00097-SATIN / DB3119 (80800)
 SUS 304 Stainless Steel (under mount) L786 x W507 x D225mm
 Thickness: 1.2mm



TR-KS-DB-00082-SATIN / DB649-S (80450)
 SUS 304 Stainless Steel (top mount / under mount) L707 x W418 x D170mm
 one piece Thickness: 0.9mm



TR-KS-DB-00084-SATIN / DB802 (80700)
 SUS 304 Stainless Steel (flush mount / under mount) L800 x W455 x D200mm
 one piece Thickness: 1.0mm



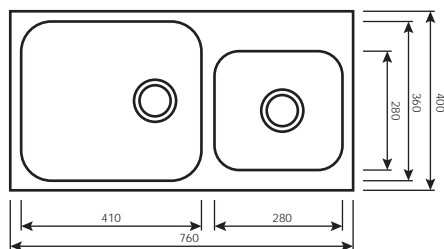



TR-KS-DB-00095-SATIN / DB616D (80420)

SUS 304 Stainless Steel (under mount) L760 x W400 x D160mm
Thickness: 0.7mm
one piece



Under Mount

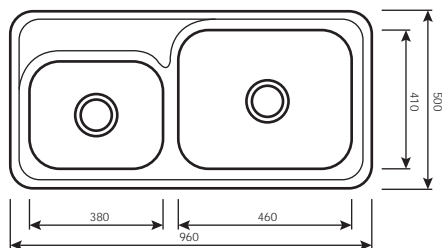


TR-KS-DB-00092-SATIN / DB653S-S (80770)

SUS 304 Stainless Steel (top mount) L960 x W500 x D190mm
Thickness: 0.8mm



Top Mount

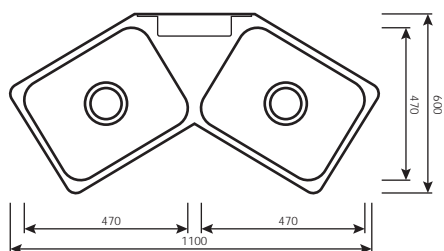


TR-KS-DB-00101-SATIN (DB664C-S) (81200)

SUS 304 Stainless Steel (top mount) L1100 x W600 x D180mm
Thickness: 0.8mm

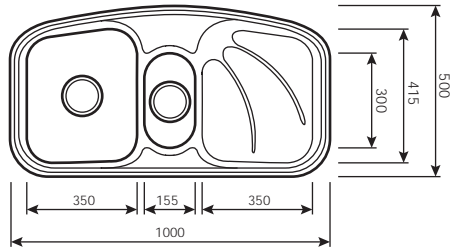


Top Mount

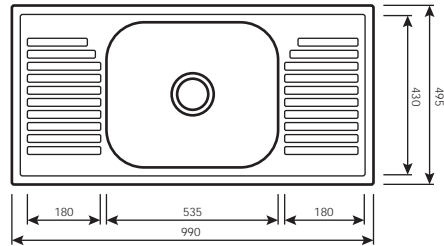




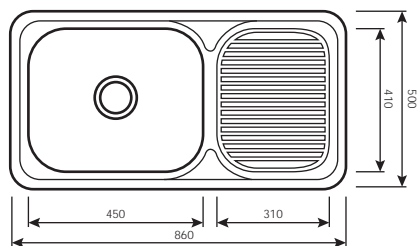
TR-KS-NH-00139-SATIN / NH370-S
TR-KS-NH-00140-POLISHED / NH370-P (80750)
 SUS 304 Stainless Steel (top mount) L1000 x W500 x D180mm
 Thickness: 0.8mm



TR-KS-NH-00113-SATIN / NH923-S
TR-KS-NH-00114-POLISHED / NH923-P (80630)
 SUS 304 Stainless Steel (top mount) L990 x W495 x D240mm
 Thickness: 1.0mm



TR-KS-NH-00110-SATIN / NH345S-S
TR-KS-NH-00111-POLISHED / NH345S-P (80550)
 SUS 304 Stainless Steel (top mount) L860 x W500 x D190mm
 Thickness: 0.8mm

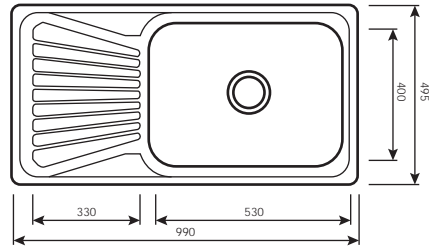
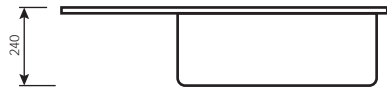




TR-KS-NH-00112-POLISHED / NH342-P (80680)
 SUS 304 Stainless Steel (top mount) L990 x W495 x D240mm
 Thickness: 1.2mm



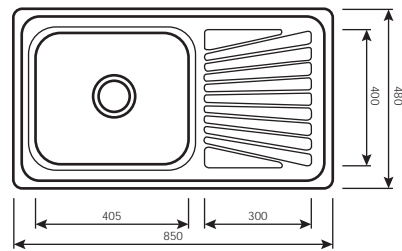
Top Mount



TR-KS-NH-00108-SATIN / NH338D-S
TR-KS-NH-00109-POLISHED / NH338D-P (80380)
 SUS 304 Stainless Steel (top mount) L850 x W480 x D180mm
 Thickness: 0.8mm



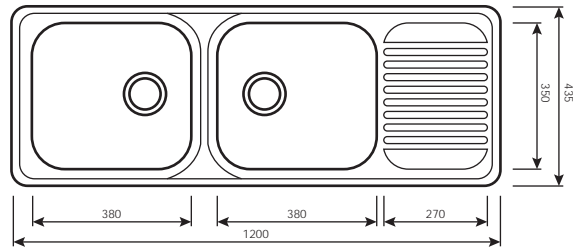
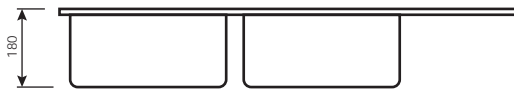
Top Mount





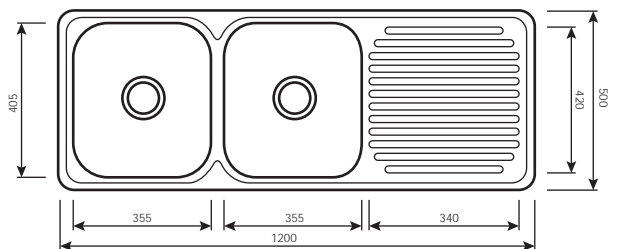
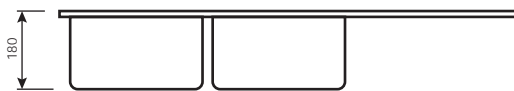
TR-KS-NH-00137-SATIN / NH349-S
 TR-KS-NH-00138-POLISHED / NH349-P (80620)

SUS 304 Stainless Steel (top mount) L1200 x W435 x D180mm
 Thickness: 0.8mm



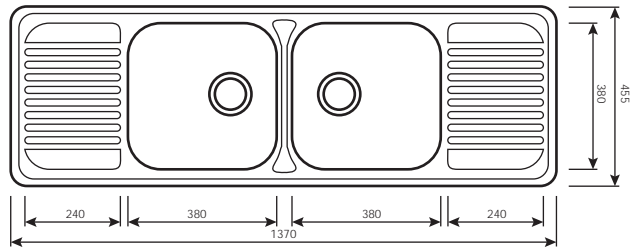
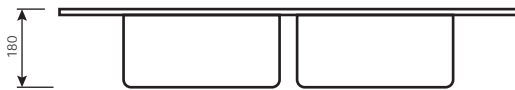
TR-KS-NH-00141-SATIN (NH351-S)
 TR-KS-NH-00142-POLISHED (NH351-P) (80720)

SUS 304 Stainless Steel (top mount) L1200 x W500 x D180mm
 Thickness: 0.8mm

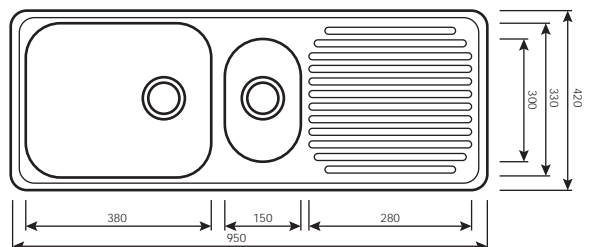




TR-KS-NH-00145-SATIN / DH449-S
 TR-KS-NH-00146-POLISHED / DH449-P (80640)
 SUS 304 Stainless Steel (top mount) L1370 x W455 x D180mm
 Thickness: 0.8mm

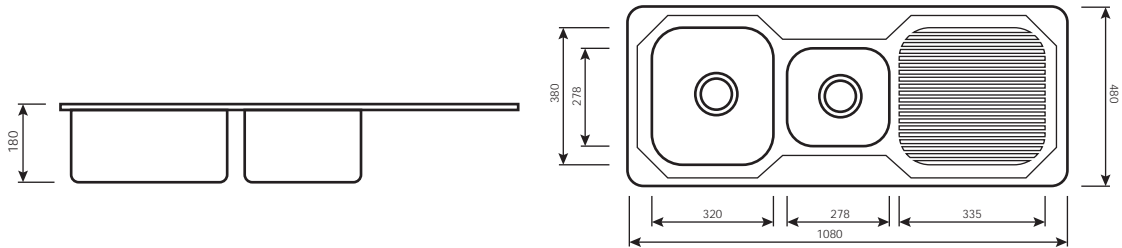


TR-KS-NH-00149-SATIN / NH364-S
 TR-KS-NH-00150-POLISHED / NH364-P (80720)
 SUS 304 Stainless Steel (top mount) L950 x W420 x D170mm
 Thickness: 0.8mm

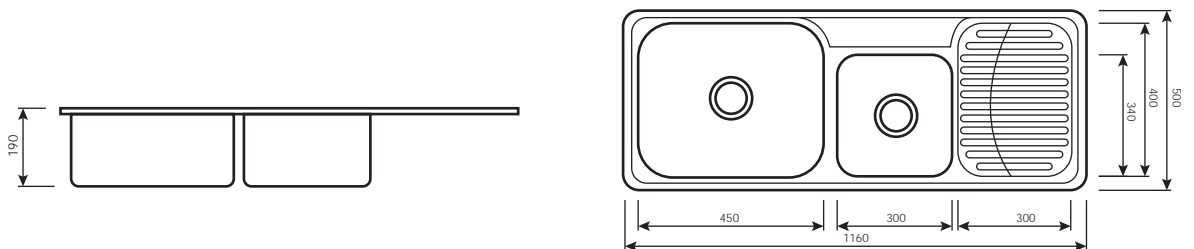




TR-KS-NH-00143-SATIN / NH357-S
 TR-KS-NH-00144-POLISHED / NH357-P (80720)
 SUS 304 Stainless Steel (top mount) L1080 x W480 x D180mm
 Thickness: 0.8mm

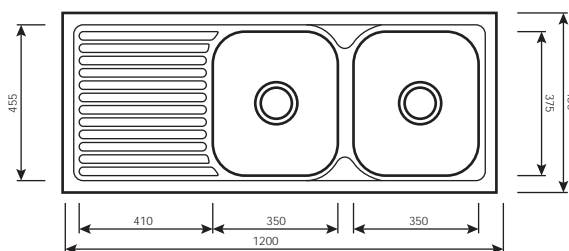


TR-KS-NH-00151-SATIN / NH362-S
 TR-KS-NH-00152-POLISHED / NH362-P (80720)
 SUS 304 Stainless Steel (top mount) L1160 x W500 x D190mm
 Thickness: 0.8mm

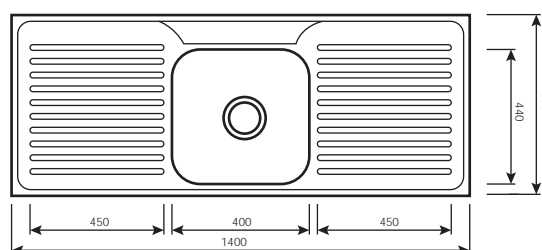




TR-KS-NH-00147-SATIN / NH1065-S
TR-KS-NH-00148-POLISHED / NH1065-P (80600)
 SUS 304 Stainless Steel (top mount) L1200 x W480 x D200mm
 Thickness: 0.8mm



TR-KS-NH-03353-POLISHED / NH1060-P (80600)
 SUS 304 Stainless Steel (top mount) L1400 x W500 x D180mm
 Thickness: 0.8mm





TR-KS-NH-00115-SATIN / NH317-S

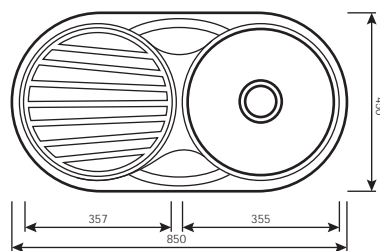
(80490)

SUS 304 Stainless Steel
(top mount)

L850 X W450 X D180mm
Thickness: 0.8mm



Top Mount



TR-KS-SB-00117-SATIN / SB1311

(80750)

SUS 304 Stainless Steel
(top mount / under mount)
one piece

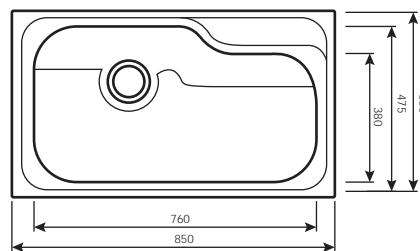
L850 x W500 x D235mm
Thickness: 1.0mm



Top Mount



Under Mount

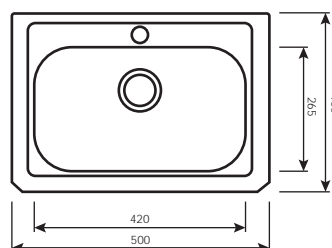


TR-KS-SB-00131-POLISHED / SB1013-P

(80380)

SUS 304 Stainless Steel
(wall mount)

L500 x W400 x D165mm
Thickness: 1.0mm



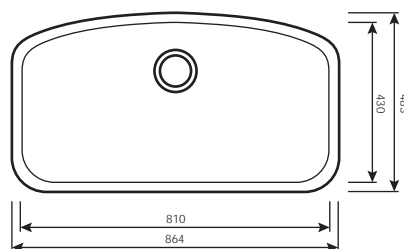


TR-KS-SB-00124-SATIN / SB2344

(81400)

SUS 304 Stainless Steel
(under mount)
one piece

L864 x W483 x D254mm
Thickness: 1.2mm

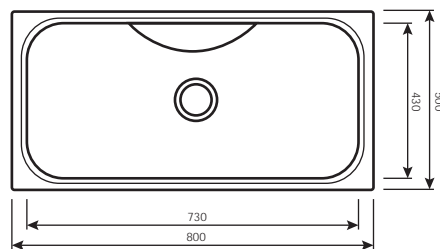



TR-KS-SB-08576-ST / SB8050

(80750)

SUS 304 Stainless Steel
(top mount / under mount)

L800 x W500 x D230mm
Thickness: 1.0mm

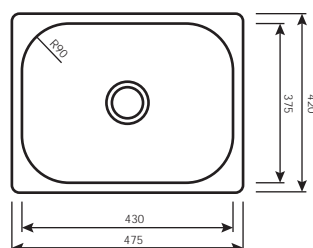


TR-KS-SB-07176-SATIN (SB125)

(80320)

SUS 304 Stainless Steel
(top mount / under mount)
one piece

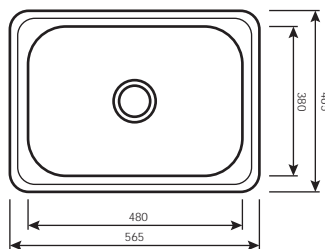
L475 x W420 x D210mm
Thickness: 1.0mm





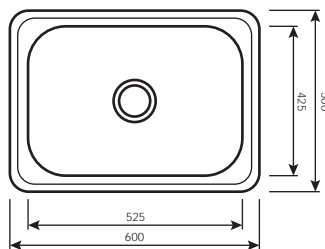
TR-KS-SB-00120-SATIN (SB235C-S)
TR-KS-SB-00121-POLISHED (SB235C-P) (80360)

SUS 304 Stainless Steel (top mount) L565 x W465 x D200mm
 Thickness: 0.8mm



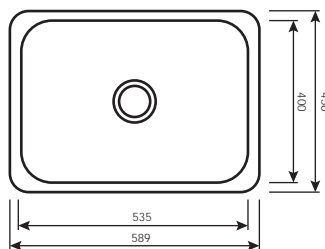
TR-KS-SB-00118-SATIN / SB236-S
TR-KS-SB-00119-POLISHED / SB236-P (80460)

SUS 304 Stainless Steel (top mount) L610 x W510 x D240mm
 Thickness: 0.8mm



TR-KS-SB-07860-SATIN / SB589 (80600)

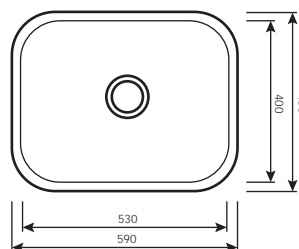
SUS 304 Stainless Steel (top mount / under mount) L589 x W456 x D229mm
 one piece Thickness: 1.2mm





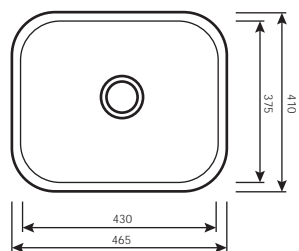
TR-KS-SB-00123-SATIN / SB2188 (80700)

SUS 304 Stainless Steel (under mount) one piece L590 x W450 x D230mm
Thickness: 1.2mm



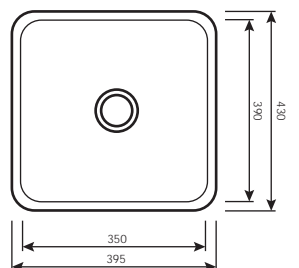
TR-KS-SB-08388-SATIN / SB4610 (80320)

SUS 304 Stainless Steel (under mount) one piece L465 x W410 x D200mm
Thickness: 0.8mm



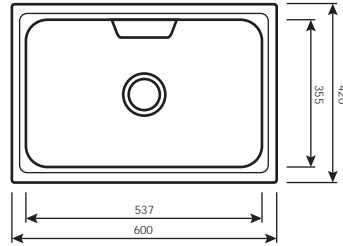
TR-KS-SB-00122-SATIN / SB3539 (80450)

SUS 304 Stainless Steel (under mount) one piece L395 x W430 x D200mm
Thickness: 1.0mm

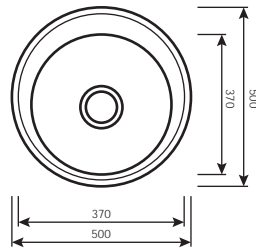




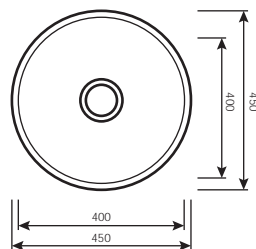
TR-KS-SB-02988-SATIN / SB642-S
TR-KS-SB-02987-POLISHED / SB642-P (80400)
 SUS 304 Stainless Steel L600 x W420 x D200mm
 (top mount / under mount) Thickness: 0.8mm



TR-KS-SB-00134-SATIN / RH229C-S
TR-KS-SB-00135-POLISHED / RH229C-P (80400)
 SUS 304 Stainless Steel Ø500 x D180mm
 (top mount) Thickness: 0.8mm



TR-KS-SB-00133-PL / RH220C (80360)
 SUS 304 Stainless Steel Ø450 x D180mm
 (top mount / under mount) Thickness: 0.8mm
 one piece





TR-KS-SB-00136-PL / RH119C

(80360)

SUS 304 Stainless Steel
(top mount / under mount)
one piece

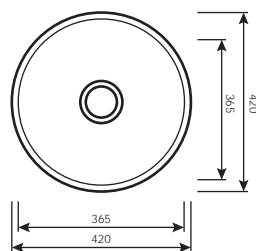
Ø420 x D180mm
Thickness: 0.8mm



Top Mount



Under Mount



TR-KS-SB-03303-PL / SB132-P

(80200)

SUS 304 Stainless Steel
(top mount / under mount)
one piece

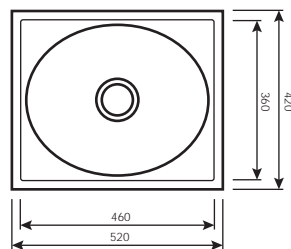
L520 x W420 x D190
Thickness: 1.0mm



Top Mount



Under Mount



TR-KS-SB-00130-ST / RH425

(80400)

SUS 304 Stainless Steel
(top mount / under mount)
one piece

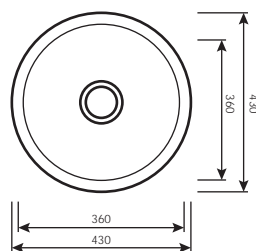
Ø430 x D175mm
Thickness: 1.0mm



Top Mount



Under Mount





TR-KS-SB-00129-PL / RH118


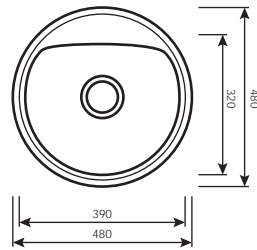
(80450)

SUS 304 Stainless Steel
(top mount)
one piece

Ø480 x D180mm
Thickness: 0.8mm



Top Mount

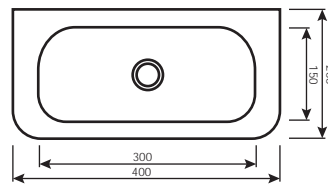


TR-KS-SB-00132-PL / SB1014-P

(80280)

SUS 304 Stainless Steel
(wall mount)
one piece

L400 x W220 x D100mm

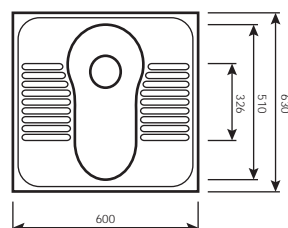


TR-SYW-SQ-03014-PL / TJ001-P

(80800)

SUS 304 Stainless Steel
(squat pan)

L600 x W630 x D160mm



" ELEGANCE & COMFORT WITH YOUR LAUNDRY "

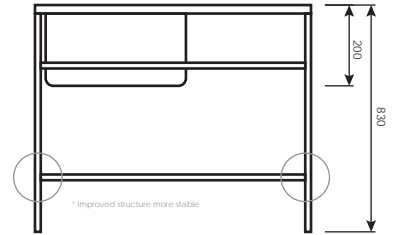
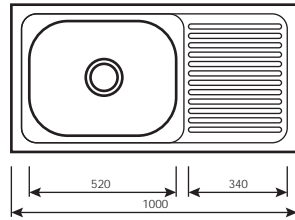
A well geared sink with washing elegant washing board that provides a comfortable area for washing any stubborn stained laundry. Designed to provide ease of accessing of water supply and fit beside your washing machine.

~DESIGNED TO ALIGN WITH BEAUTY~





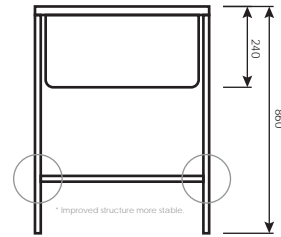
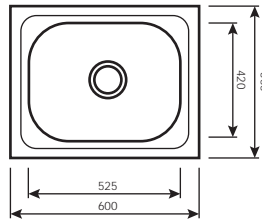
TR-KS-NH-00128-POLISHED / NH304B (81650)
 SUS 304 S/ Steel Rack c/w L1000 x W570 x H830 x D200mm
 SUS 304 S/ Steel Basin Thickness: 1.0mm



* Can install on to wall.
 * Improved structure more stable.



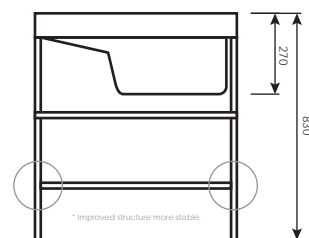
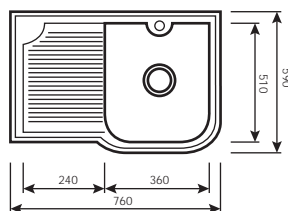
TR-KS-SB-00127-POLISHED / SB236B (80900)
 SUS 304 S/ Steel Rack c/w L600 x W500 x H860 x D240mm
 SUS 304 S/ Steel Basin Thickness: 1.0mm



* Can install on to wall.
 * Improved structure more stable.



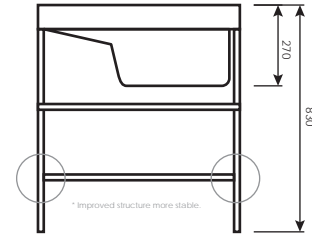
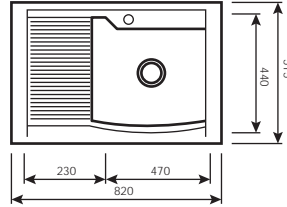
TR-BBC-MNC-01526 / WJA3366-MNC (81560)
 SUS 304 S/ Steel Rack c/w L760 x W590 x H830 x D270mm
 Ceramic Basin



* Can install on to wall.
 * Improved structure more stable.

TR-BBC-MNC-01527 / WJA3369-MNC (81560)

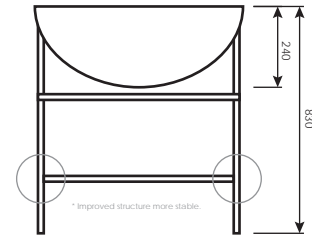
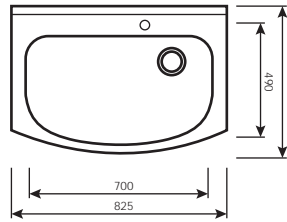
SUS 304 S/ Steel Rack c/w Ceramic Basin L820 x W515 x H830 x D270mm
Ceramic Basin



* Can install on to wall.
* Improved structure more stable.

TR-BBC-MNC-01525 / WJA3360-MNC (81350)

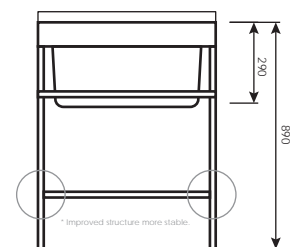
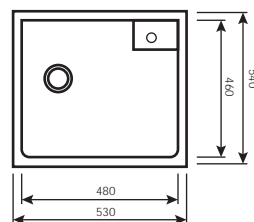
SUS 304 S/ Steel Rack c/w Ceramic Basin L825 x W560 x H830 x D240mm
Ceramic Basin



* Can install on to wall.
* Improved structure more stable.

TR-BBC-MNC-08595 / JG1046 (81580)

SUS 304 S/ Steel Rack c/w Ceramic Basin L530 x W540 x H890 x D290m
Ceramic Basin



* Can install on to wall.
* Improved structure more stable.



TR-WT-KS-00190 (WA2) (80060)
SUS 304 Stainless Steel Sink Overflow Waste Strainer



TR-WT-KS-00195 (WA22) (80036)
Stainless Steel Sink Overflow Waste Strainer



TR-WT-KS-00191 (WA110) (80060)
SUS 304 Stainless Steel Waste Ø114mm



TR-WT-KS-00193 (WA140) (80080)
SUS 304 Stainless Steel Waste Ø140mm



TR-WT-KS-00189 (WA1) (80035)
SUS 304 Stainless Steel Sink Waste Strainer



TR-WT-KS-00192 (WA111) (80060)
SUS 304 Stainless Steel Granite Sink Waste Strainer



TR-WT-KS-00194 (WA11) (80025)
Stainless Steel Sink Waste Strainer



TR-WT-KS-00196 (WA3) (80070)
SUS 304 Stainless Steel Sink Overflow Waste Strainer



TR-WT-KS-00197 (WA33) (80035)
Stainless Steel Sink Overflow Waste Strainer



TR-KS-SPP-05580 (80150)
Chopping Board



TR-KA-KA-03807 (DF238) (80095)
SUS 304 Stainless Steel Colander



TR-KA-KA-07314 (YH208A) (80060)
SUS 304 Stainless Steel Colander



TR-KA-KA-03008 (DF246) (80090)
SUS 304 Stainless Steel Adjustable Basket L500 x W200 x H120 / 690mm



TR-KA-KA-02769 (DF247C) (80100)
SUS 304 Stainless Steel Adjustable Basket L510 x W280 x H120mm



TR-KA-KA-03286 (DF248C) (80075)
SUS 304 Stainless Steel Basket L350 x W300 x H145



TR-KA-KA-08715 (80220)
SUS 304 Stainless Steel Basket L445 x W320 x H180mm



TR-KA-KA-08714 (80150)
SUS 304 Stainless Steel Adjustable Basket L310 x W250 x H110



TR-KA-KA-08713 (80045)
SUS 304 Stainless Steel Sink Accessories Holder L190 x W90 x H120mm



TR-BA-SPD-03284 (SD3206) (80150)
Under Counter Soap Dispenser for Granite, Solid Surface and Concrete Top



TR-BA-SPD-02692 (SD3208) (80200)
Under Counter Soap Dispenser for Granite, Solid Surface and Concrete Top



TR-BA-SPD-03019 (TH001-S) (80070)
Stainless Steel Under Counter Soap Dispenser



TR-BA-SPD-02691 (SD3202) (80065)
Under Counter Soap Dispenser



TR-BA-SPD-02694 (SD3207) (80065)
Under Counter Soap Dispenser

www.tora.com.my

TORA[®] Premium Dealer



Distributor:

LEONFAST SDN. BHD.

No. 48, Jalan Taming Dua, Taman Taming Jaya, 43300 Seri Kembangan, Selangor.

T: +603 8962 1366 / 1399 / 2366 F: +603 8961 6455 / 7455 E: project@leonfast.com.my

SINCE 1979

Website: www.leonfast.com.my | www.tora.com.my  [tora.my](https://www.facebook.com/tora.my)

We reserve the right To change specifications and designs and list price at any time without notice. All measurements are indicative only, factory confirmation is therefore recommended before plumbing works. Due to the limitations of the printing process, colour of the actual product may differ slightly from those in the catalogue.